

BLACKSMITH MACHINERY

BENDING MACHINES




BSM-NC SERIES



TEKNİK DETAY


MAKSİMUM BÜKÜM KAPASİTESİ	32 MM X 3 MM
MAKSİMUM KALIP ÇAPI	300 MM
MINİMUM KALIP ÇAPI	80 MM
SABİT MAKARA	VAR
HİDROLİK MENGENE	VAR
SABİT MALAFA & MALAFASIZ ÇALIŞMA	VAR
PLC KONTROL AÇI AYARLANABİLME	VAR
GARANTİ	2 YIL





MALFA GRUBU

BUKUM KALIBI



HİDROLİK MENGENE

7" PLC DOKUNMATİK EKRAN



ÇİFT EL KONTROL

ANA SALTER

BLACKSMITH
MACHINERY

ENCODER

PISTONLU KAPAK

WWW.BLACKSMITHMACHINERY.COM

SOKETLİ TAŞINABİLİR KONTROL UNİTESİ

AYAK PEDAL KONTROL



GENEL ÖZELLİKLERİ

GENEL ÖZELLİKLERİ

7" Dokunmatik ekran ile PLC kontrol programı	Kolay kalıp değişimi
Encoder kontrol sistemi	BSM programı sayesinde kolay kullanım
PLC kontrol sistemi	Reçeteli çalışma ve manuel kontrol edebilme
Mengene ve büküm kalıbı hidrolik	Otomatik zorlanma ve aksi durum hata mesajları
Mandrel manuel	Reçete modülü
Wiper blok	Tek reçetede 10 farklı büküm ayarlanabilme
Boru & Profil ayarlanabilir stoperler	Çift el kontrolü
Ayak pedal kontrol	Makine ile birlikte 1 kalıp takımı

GENERAL DETAILS

GENERAL DETAILS

PLC control program with 7" touch screen	Easy mold change
Encoder control system	Easy to use thanks to the BSM program
PLC control system	Prescription work and manual control
Vise and bending die hydraulic	Automatic forcing and otherwise error messages
Mandrel manuel	Recipe module
Wiper block	10 different twists can be adjusted in a single recipe
Pipe & Profile adjustable stoppers	Dual hand control
Foot pedal control	1 set of molds with the machine





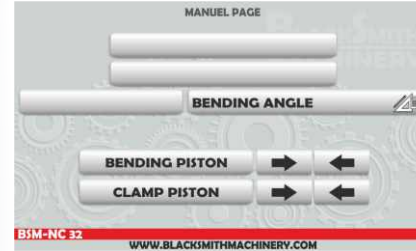
OPSİYON

Hidrolik malafa
Hidrolik kızak sistemi(yataklama)

OPTION

Hydraulic mandrel
Hydraulic skid system (bearing)

DOKUNMATİK EKİRAN / TOUCH SCREEN



TEKNİK ÖZELLİKLERİ

TEKNİK ÖZELLİKLERİ	32-NC	51-NC	60-NC	76-NC	90-NC
BÜKÜM KAPASİTESİ /mm	Ø32 x 2	Ø51 x 3	Ø60 x 3	Ø76 x 4	Ø90 x 4
BÜKÜM RADİSÜ /mm	200	220	220	250	250
BÜKÜM AÇISI	190	190	190	190	190
BORU & PROFİL UZUNLUĞU /mm	2000	3060	3060	3060	3060
BÜKÜM HIZI /sn	65	42	42	42	21
BASINÇ kg/cm	160	160	160	160	160
TOPLAM GÜÇ /kW	2.2	9.5	11.5	15.5	19
MAKİNE AĞIRLIĞI /kg	475	1200	1300	1500	2000
MAKİNE ÖLÇÜLERİ /mm	760X2200X1200(h)	3575x975x105(h)	3575x975x105(h)	3800x1100x115(h)	3800x1100x115(h)

TECHNIC DETAILS

TECHNIC DETAILS	32-NC	51-NC	60-NC	76-NC	90-NC
TUBE DIA. /mm	Ø32 x 2	Ø51 x 3	Ø60 x 3	Ø76 x 4	Ø90 x 4
CENTER LINE RADIUS /mm	200	220	220	250	250
BENDING ANGLE	190	190	190	190	190
PIPE LENGTH /mm	2000	3060	3060	3060	3060
BENDING SPEED /sec	65	42	42	42	21
PRESURE /sec	160	160	160	160	160
TOTAL POWER /kW	2.2	9.5	11.5	15.5	19
GROSS WEIGHT /kg	475	1200	1300	1500	2000
MACHINE SIZE /mm	760X2200X1200(h)	3575x975x105(h)	3575x975x105(h)	3800x1100x115(h)	3800x1100x115(h)

BLACKSMITH MACHINERY

BLACKSMITH MAKİNE SAN TİC LTD ŐTİ

ORUÇREİS MAH. KERESTECİLER SİT N BLOK NO.20
KOCASİNAN / KAYSERİ / TÜRKİYE

export@blacksmithmachinery.com

info@blacksmithmachinery.com

satis@blacksmithmachinery.com

T:+90 352 504 08 02